


SECTION 1 – STATEMENT OF CHEMICAL PRODUCT AND COMPANY IDENTIFICATION

SUPPLIER:	MotorOne Group Pty Ltd		
ADDRESS:	Level 9, 3 Nexus Court, Mulgrave, VIC, 3170 Australia		
Trade Name:	AUTOTECH SILICONE LUBE		
TELEPHONE:	03 8761 1900	FAX:	NA
AH EMERGENCY TELEPHONE:	1300 774 575 in Australia (M-F 7am-7pm)	Synonym:	90920021
Substance:	Aerosol spray	Product Use:	Silicone lubricant.
Creation Date:	June 2023	Revision Date:	June 2028

SECTION 2 – HAZARDS IDENTIFICATION

Classification of the substance or mixture	
Dangerous Goods	Classified as Dangerous Goods by the criteria of the "Australian Code for the Transport of Dangerous Goods by Road & Rail".
GHS Classification	Aerosol: Category 1
Poisons Schedule	This product is not classified as a Poison according to the SUSMP.
Label elements	
GHS label pictograms	
Signal word	DANGER
Hazard statement(s)	
H222	Extremely flammable aerosol.
Precautionary statement(s): General	
P102	Keep out of reach of children.
Precautionary statement(s): Prevention	
P210	Keep away from heat and sparks. - No smoking.
P211	Do not spray on an open flame or other ignition source.
P251	Pressurized container: Do not pierce or burn, even after use.
Precautionary statement(s): Response	
	None allocated.
Precautionary statement(s): Storage	
P410+P412	Protect from sunlight. Do not expose to temperatures exceeding 50°C/122°F
Precautionary statement(s): Disposal	
P501	Dispose of contents and container in accordance with local regulations.

SECTION 3 – COMPOSITION AND INFORMATION ON INGREDIENTS

Ingredients:	CAS Number:	Proportion (%w/w):
Liquified Petroleum Gas (LPG)	68476-85-7	60-90
Petroleum solvent	Blend	10-30
Ingredients determined to be non-hazardous at the concentrations used	various	balance

SECTION 4 – FIRST AID MEASURES

Inhalation	Remove person to fresh air away from exposure. Remove contaminated clothing and loosen remaining clothing. Allow patient to assume most comfortable position and keep warm. Keep at rest until fully recovered. Obtain medical attention if symptoms occur.
Skin contact	If skin or hair contact occurs, remove contaminated clothing and flush skin and hair with soap and running water.
Eye contact	Immediately irrigate with copious quantities of water for 15 minutes. Eyelids to be held open. Remove clothing if contaminated and wash skin. Urgently seek medical assistance.
Ingestion	Do NOT induce vomiting. Do NOT attempt to give anything by mouth to an unconscious person. Rinse mouth thoroughly with water. Give water to drink. Seek medical advice (e.g. doctor).
Advice to Doctor	Treat symptomatically.
First Aid Facilities	Eye wash station. Normal washroom facilities.

SECTION 5 – FIRE FIGHTING MEASURES

Fire and Explosion Hazards	Contents under pressure - cans can explode in a fire. This product is extremely flammable. Keep containers and fire-exposed surfaces cool with water spray. Shut off any leak if safe to do so and remove sources of re-ignition. Vapour/air mixtures may ignite explosively. Flashback along the vapour trail may occur. Runoff to sewer may create fire or explosion hazard.
Extinguishing Media	Carbon dioxide, foam, dry powder, water fog or water mist.
Fire Fighting	Fire fighters should wear full protective clothing and self-contained breathing apparatus (SCBA) operated in positive pressure mode. In case of fire the product may be violently or explosively reactive. Use water spray to disperse vapours. This product should be prevented from entering drains and watercourses.
Flash Point	< -104°C (due to propellant)



SECTION 6 – ACCIDENTAL RELEASE MEASURES



Emergency Procedures	<p>HAZCHEM code : 2YE</p> <p>2 = use water fog- in the absence of fog, a fine spray may be used to fight fires.</p> <p>Y = Yes – risk of violent reaction, recommend breathing apparatus for fire only, contain.</p> <ul style="list-style-type: none"> • Shut off engine and electrical equipment off. • No smoking or naked lights within 50 metres. • Move people from immediate area; keep upwind. • Send messenger to notify fire brigade and police. • Tell them location, material quantity, UN number and emergency contact. Indicate condition of vehicle and damage or injuries observed. • Warn other traffic. <p>E = Consider evacuation.</p>
Occupational Release	Extinguish or remove all sources of ignition and stop leak if safe to do so. Wear appropriate personal protective equipment and clothing to prevent exposure. Evacuate all unprotected personnel. Water spray or fog may be used to disperse/absorb vapour if any. Place inert, Non combustible absorbent material onto spillage. If safe, damaged cans should be placed in a container outdoors, away from ignition sources, until pressure has dissipated. Undamaged cans should be gathered and stowed safely. Collect residues and seal in labelled drums for disposal. If contamination of sewers or waterways occurs inform the local water and waste management authorities in accordance with local regulations. Dispose of waste according to applicable local and national regulations.

SECTION 7 – HANDLING AND STORAGE

<p>Handling</p>	<p>EXTREMELY FLAMMABLE. VAPOUR OR GAS REDUCES OXYGEN FOR BREATHING. IN CONFINED SPACES MAY CAUSE ASPHYXIATION.</p> <p>Wear appropriate personal protective equipment and clothing to prevent exposure. Handle and use the material in a well-ventilated area, away from sparks, flames and other ignition sources. DO NOT store or use in confined spaces. Have emergency equipment (for fires, spills, leaks, etc.) readily available. Build up of mists or vapours in the atmosphere must be prevented. Do NOT cut or heat containers as they may contain hazardous residues. Do not smoke. Flameproof equipment is necessary in areas where the product is being used. Take precautionary measures against static discharges. Earth or bond all equipment. Do not empty into drains. Ensure a high level of personal hygiene is maintained when using this product, that is, always wash hands before eating, drinking, smoking or using the toilet facilities. Avoid exposure. Do not handle until all safety precautions have been read and understood.</p> <p>Avoid exposure. Do not handle until all safety precautions have been read and understood.</p>
<p>Storage</p>	<p>Store in a cool, dry, well ventilated area away from sources of ignition, oxidising agents, foodstuffs, clothing and out of direct sunlight. Do not expose can to temperatures exceeding 50°C. Protect containers against physical damage. Inspect regularly for deficiencies such as damage or leaks. Have appropriate fire extinguishers available in and near the storage area. Do NOT pressurise, cut or heat aerosol containers. Content is under pressure and can explode violently. Ensure that storage conditions comply with applicable local and national regulations. For information on the design of the storeroom, reference should be made to Australian Standard AS 2278.1(2008) Non-refillable metal aerosol dispensers of capacity 50 ml to 1000 ml inclusive.</p>

SECTION 8 – EXPOSURE CONTROLS AND PERSONAL PROTECTION

<p>Exposure Limits</p>	<p>National Occupational Exposure Limits, as published by Safe Work Australia:</p> <p>Time-weighted Average (TWA): None established for product. For ingredients:</p> <ul style="list-style-type: none"> • LPG : 1000 ppm, 1880 mg/m³ • Oil mist : 5 mg/m³ <p>Short Term Exposure Limit (STEL): None established for product. For ingredients:</p> <ul style="list-style-type: none"> • None allocated
<p>Biological Limit Values</p>	<p>None allocated</p>
<p>Ventilation</p>	<p>Use only in a well-ventilated area. Ensure airflow, where this product is used, is directed away from the operators. Ensure ventilation is adequate to maintain air concentrations below exposure standards. If this is not possible, use appropriate personal protective equipment (meeting the requirements of AS/NZS 1715 and AS/NZS 1716).</p>
<p>Personal Protective Equipment</p>	<p>Use good occupational work practice. The use of protective clothing and equipment depends upon the degree and nature of exposure. The following protective equipment should be available;</p>
<p>Eye Protection</p> 	<p>Safety glasses, chemical goggles or face shield should be used for handling concentrate in quantity, cleaning up spills, decanting, etc. Eye protection devices should conform to relevant regulations. Eye protection should conform with Australian/New Zealand Standard AS/NZS 1337 - Eye Protectors for Industrial Applications.</p>
<p>Hand Protection</p> 	<p>Wear gloves of impervious material such as nitrile – to handle in quantity, clean up spills, decanting, etc. Final choice of appropriate gloves will vary according to individual circumstances. i.e. methods of handling or according to risk assessments undertaken. Occupational protective gloves should conform to relevant regulations. Reference should be made to AS/NZS 2161.1: Occupational protective gloves - Selection, use and maintenance.</p>

<p>Body Protection</p> 	<p>Suitable protective workwear, e.g. rubber or plastic apron, sleeves, boots and cotton overalls buttoned at neck and wrist are recommended. Chemical resistant apron is recommended where large quantities are handled.</p>
<p>Respirator</p> 	<p>No respirator should be required under normal conditions of use in well-ventilated areas (outdoors) provided air concentrations are below exposure standards. If engineering controls are not effective in controlling airborne exposure then respiratory protective equipment should be used suitable for protecting against airborne contaminants. Final choice of appropriate breathing protection is dependant upon actual airborne concentrations and the type of breathing protection required will vary according to individual circumstances. Expert advice may be required to make this decision. Reference should be made to Australian Standards AS/NZS 1715, Selection, Use and maintenance of Respiratory Protective Devices; and AS/NZS 1716, Respiratory Protective Devices. If the exposure limit is exceeded briefly, a full facepiece respirator with an organic vapour cartridge may be worn. For short elevated exposures, eg, spillages:- Appropriate organic vapour cartridge respirator as per the requirements of AS/NZS 1715 and AS/NZS 1716 (Respiratory protective devices). For emergencies or instances where the exposure levels are not known, use a full-face piece positive-pressure, air-supplied respirator. Exposure Limit by more than ten times, air supplied apparatus should be used.</p>
<p>Other Information</p>	<p>Liquefied petroleum gas (LPG) is an asphyxiant gas which when present in an atmosphere in high concentration, lead to reduction of oxygen concentration by displacement or dilution. It is not appropriate to recommend an exposure standard for each simple asphyxiant, rather it should be required that a sufficient oxygen concentration be maintained.</p>

SECTION 9 – PHYSICAL AND CHEMICAL PROPERTIES

Physical State	Aerosol	Colour	Colourless
Odour	Not available	Specific Gravity	Approx. 0.58 @ 25 °C
Boiling Point	Not available	Flammability	Flammable aerosol
Vapour Pressure	Not available	Vapour Density	>1
Flash Point	-104°C (Closed cup) (propellant)	Flammable Limits	2.2% - 10.0% (propellant)
Water Solubility	Not available	pH	Not available

SECTION 10 – STABILITY AND REACTIVITY

Reactivity	Stable at normal temperatures and pressure. Reacts violently with acids. Corrosive to metals.
Conditions to Avoid	Sources of heat and ignition, open flames. Closed containers may rupture when exposed to heat greater than 50°C.
Incompatibilities	Strong oxidising agents.
Hazardous Decomposition	Product can decompose on combustion to form Carbon Monoxide, Carbon Dioxide, and other possibly toxic gases and vapours.

SECTION 11 – TOXICOLOGICAL INFORMATION

POTENTIAL HEALTH EFFECTS

No adverse health effects expected if the product is handled in accordance with this Safety Data Sheet and the product label. Symptoms or effects that may arise if the product is mishandled and overexposure occurs are:

Inhalation	Inhalation of product vapours may be irritating to the respiratory system. Symptoms include sneezing, coughing, wheezing, shortness of breath, headache, dizziness, drowsiness, nausea and vomiting. Liquified petroleum gas {LPG} is an asphyxiant gas which when present in an atmosphere in high concentration, leads to reduction of oxygen concentration by displacement or dilution. Symptoms include decreased visual acuity, decreased coordination and judgment, headache, dizziness, confusion, drowsiness, fatigue, shortness of breath, muscular weakness, convulsions, unconsciousness, coma and eventually death.
Skin contact	May be irritating to skin. The symptoms may include redness, itching and swelling.
Eye contact	May be irritating to eyes. The symptoms may include redness, itching and tearing.
Ingestion	Unlikely due to form of product.
Other	This material contains asphyxiant gas, which when present in an atmosphere in high concentrations, lead to a reduction of oxygen concentration by displacement or dilution. It is not appropriate to recommend an exposure standard for each simple asphyxiant, rather it should be required that a sufficient oxygen concentration be maintained. The minimum oxygen content in air should be 19.5 per cent by volume under normal atmospheric pressure. Unconsciousness and death can rapidly ensue in an environment, which is deficient in oxygen.
Carcinogen Status	Not considered to be a carcinogenic hazard. Petroleum solvents are listed as a Group 3: Not classifiable as to carcinogenicity to humans according to International Agency for Research on Cancer (IARC)
Respiratory Sensitisation	Not expected to be a respiratory sensitizer.
Skin Sensitisation	Not expected to be a skin sensitizer.
Germ cell mutagenicity	Not considered to be a mutagenic hazard.
Reproductive Toxicity	Not considered to be toxic to reproduction.
STOT-single exposure	Not expected to cause toxicity to a specific target organ.
STOT-repeated exposure	Not expected to cause toxicity to a specific target organ.
Aspiration Hazard	Not expected to be an aspiration hazard.

SECTION 12 – ECOLOGICAL INFORMATION

Eco-toxicity Product	No ecological data is available for this material.
Persistence and degradability	No information.
Bio accumulative potential	No bioaccumulation is expected.
Mobility in soil	Due to its physicochemical characteristics, highly mobile in the environment and will partition to the aquatic compartment.
Other adverse effects	Not available
Environmental Protection	Do not discharge this material into waterways.

SECTION 13 – DISPOSAL CONSIDERATIONS

	Dispose of waste according to applicable local and national regulations. Do not allow into drains or watercourses or dispose of where ground or surface waters may be affected. Wastes including emptied containers are controlled wastes and should be disposed of in accordance with all applicable local and national regulations.
--	---

SECTION 14 – TRANSPORT INFORMATION

ADG	Classified as Dangerous Goods by the criteria of the "Australian Code for the Transport of Dangerous Goods by Road & Rail".
Marine Pollutant	No

Land Transport (ADG)	
UN Number	1950
Proper Shipping Name	AEROSOL, FLAMMABLE N.O.S.
Class	2.1
HAZCHEM Code	2YE
Packing Group	None allocated
ERG	49
Special Provisions	SP63, 190, 229, 277.
Segregation	<p>This material is classified as Dangerous Goods Division 2.1 Flammable Gases Division 2.1 Dangerous Goods are incompatible in a placard load with any of the following:</p> <ul style="list-style-type: none"> - Class 1: Explosives - Division 2.2 Non-flammable, Non toxic gas that have a subsidiary risk 5.1 except when all are packed in cylinders or pressure drums not exceeding 500L capacity. - Class 3: Flammable Liquids, if both the Division 2.1 and Class 3 dangerous goods are in tanks or other receptacles with a capacity individually exceeding 500L. - Division 4.1: Flammable Solids - Division 4.2: Spontaneously combustible substances - Division 4.3: Dangerous when wet substances - Division 5.1: Oxidising substances - Division 5.2: Organic peroxides - Class 7: Radioactive materials unless specifically exempted

SECTION 15 – REGULATORY INFORMATION

GHS Classification	Classified as Hazardous according to the Globally Harmonised System of Classification and labelling of Chemicals (GHS) including Work, Health and Safety regulations, Australia.
SUSMP	This product is not classified as a Schedule Poison according to the SUSMP.
ADG Code	Classified as Dangerous Goods by the criteria of the "Australian Code for the Transport of Dangerous Goods by Road & Rail".
AICS	All ingredients present on AICS

SECTION 16 – OTHER INFORMATION

Issue Date	June 2023
Version Number	V3: regular review
Abbreviations and acronyms	<p>ADG Code: Australian Code for the Transport of Dangerous Goods by Road and Rail.</p> <p>AICS: Australian Inventory of Chemical Substances.</p> <p>CAS Number: Chemical Abstracts Service Registry Number.</p> <p>GHS: Globally Harmonized System of Classification and Labelling of Chemicals</p> <p>HAZCHEM: An emergency action code of numbers and letters which gives information to emergency services.</p> <p>HCIS: Hazardous Chemical Information System</p> <p>SWA: Safe Work Australia.</p> <p>SDS: Safety Data Sheet</p> <p>STEL: Short Term Exposure Limit.</p> <p>SUSMP: Standard for the Uniform Scheduling of Medicines and Poisons.</p> <p>TWA: Time Weighted Average.</p> <p>UN Number: United Nations Number.</p>
Literature references	<p>Preparation of Safety Data Sheets for Hazardous Chemicals – Code of Practice (Safe Work Australia)</p> <p>Global Harmonized System of Classification and Labelling of Chemicals (GHS)</p> <p>“Australian Exposure Standards”. Safe Work Australia</p>



SAFETY DATA SHEET

Product Name:

AUTOTECH SILICONE LUBE

Date of Issue: **JUNE 2023**

Page 7 of Total 7

Australian Code for The Transport of Dangerous Goods by Road and Rail
Standard for the Uniform Scheduling of Medicines and Poisons

Disclaimer

This SDS summarizes at the date of issue our best knowledge of the health and safety hazard information of this product, and in particular how to safely handle and use this product in the workplace. Since the supplier cannot anticipate or control the conditions under which the product may be used, each user must, prior to usage, review this SDS in the context of how the user intends to handle and use the product in the workplace. If clarification or further information is needed to ensure that an appropriate assessment can be made, the user should contact this supplier.

End of SDS